

# VPMIA

## 48<sup>th</sup> ANNUAL SCHOOL of INSTRUCTION

*Strength through Leadership, Education and Unity*

April 6–8, 2011  
Harrisonburg, Virginia



Honoring Jack A. Proctor, 1933–2011

*Some leaks are beautiful, as they are;  
for the rest, call...*

# the plumbing dr



Fully licensed, bonded and insured — 24 hour emergency service

*Complete Plumbing Repairs  
Remodeling, Sewer & Drain Cleaning*

*Family Owned and Operated for over 30 Years*

**The Plumbing Dr.** has been honored by **Washingtonian Magazine** and **Consumer Checkbook** as one of the top-rated plumbing services in the region.

1063-B W. Broad Street • Falls Church, VA 22046  
Phone: 703.525.9280 • [www.theplumbingdr.com](http://www.theplumbingdr.com)



# NEW AND IMPROVED 2009 CODES NOW SET THE STANDARD FOR VIRGINIA. ARE YOU READY?



### 2009 VIRGINIA CONSTRUCTION CODE

This is a fully integrated code based on the 2009 *International Building Code*®.

### 2009 VIRGINIA RESIDENTIAL CODE

This is a fully integrated code based on the 2009 *International Residential Code*®.

### 2009 VIRGINIA STATEWIDE FIRE PREVENTION CODE

This is a fully integrated code based on the 2009 *International Fire Code*®.

### 2009 VIRGINIA PLUMBING CODE

This is a fully integrated code based on the 2009 *International Plumbing Code*®.

### 2009 VIRGINIA MECHANICAL CODE

This is a fully integrated code based on the 2009 *International Mechanical Code*®.

### 2009 VIRGINIA FUEL GAS CODE

This is a fully integrated Code based on the 2009 *International Fuel Gas Code*®.

### 2009 VIRGINIA PROPERTY MAINTENANCE CODE

This is a fully integrated code based on the 2009 *International Property Maintenance Code*®.

### 2009 VIRGINIA REHABILITATION CODE

This is a fully integrated code based on the 2009 *International Existing Building Code*®.

### 2009 VIRGINIA ENERGY CONSERVATION CODE

This is a fully integrated code based on the 2009 *International Energy Conservation Code*®.

### 2009 VIRGINIA REGULATIONS

Includes Virginia Industrialized Building Safety Regulations, Virginia Manufactured Home Safety Regulations, Virginia Amusement Device Regulations, Virginia Certification Standards, and Virginia Building and Fire Code Related Laws Package.

### 2009 VIRGINIA CODES COMPLETE COLLECTION

The complete collection includes: 2009 *Virginia Construction Code*, 2009 *Virginia Residential Code*, 2009 *Virginia Statewide Fire Prevention Code*, 2009 *Virginia Plumbing Code*, 2009 *Virginia Mechanical Code*, 2009 *Virginia Fuel Gas Code*, 2009 *Virginia Property Maintenance Code*, 2009 *Virginia Rehabilitation Code*, 2009 *Virginia Energy Conservation Code*, and 2009 *Virginia Regulations*.

Prices subject to change without notice.

**ORDER YOUR NEW CODES TODAY! | 1-800-786-4452 | [www.iccsafe.org/VA2009](http://www.iccsafe.org/VA2009)**

ICC SERVICES help you prepare for change and master the 2009 I-Codes.

- 2009 International Code Training
- 2009 International Code Certifications
- ICC Plan Review Services
- ICC ES-SAVE™ (Sustainable Attributes Verification and Evaluation) Program

Visit the website for more information!



# FIREMASTER™

## FastWrap® XL... ...a key ingredient of any efficient commercial kitchen design

Thermal Ceramics' new FireMaster® FastWrap XL is the thinnest and lightest flexible wrap material available that passes the ASTM E 2336 test standard required by the 2009 IMC and NFPA 96 for reduced clearance enclosure materials used to provide 1 or 2 hour fire rating for kitchen exhaust ducts.

### Here's why you should specify FastWrap XL...

#### Saves space:

- Zero clearance to combustibles at any location
- Thin and Lightweight at 1-1/2 inch thick, 6 pcf density
- Butt joints on inside layer also saves labor and material

#### Easy to install:

- Fully foil encapsulated for clean installation
- Contours easily to complex duct designs
- Available in 48 inch widths for less joints and installation labor

#### Proven material you can trust:


- Contains 2000°F rated Superwool fibers for added safety margin
- Contains no low temperature mineral or glass fibers
- Completely inorganic and non-combustible and resistant to mold growth
- Approved building code compliance with UL Classification and ICC-ES report ESR 2213



**BEWARE OF IMITATIONS**  
Look for the Logo 




**Insulating Our World**

 Morgan Crucible



tell me more  
[www.thermalceramics.com](http://www.thermalceramics.com)



*From the editor:*

As this publication goes to press, it is with great sadness that VPMIA notes the passing of a valued pioneer of the Building Code community, and one of our own, Jack A. Proctor.

Take a few minutes to peruse the two technical articles included in this year's edition. ICC's Lee Clifton has presented a fine piece on Thermal Expansion and Wes Davis from the Air Conditioning Contractors of America (ACCA) has offered a timely article about an ACCA form, designed with the Code Official in mind.

Thanks to Skip Harper's efforts, the VPMIA 2010-2011 Active Member Listing is available online at [www.vpmia.org](http://www.vpmia.org). You will find the Associate Member listing, starting on page 23.

I hope you will enjoy this School of Instruction and visit the Tabletop exhibitors. *Ron Bladen*

# Contents

Index to Advertisers	5
President's Corner	6
<b>2011 School of Instruction Program</b>	<b>7</b>
Charter Members	7
2010-2011 Ladies Auxiliary Roster	8
VPMIA Strategic Plan	9
Awards	10
2011 Tabletop Exhibitors	11
2010-2011 VPMIA Officers and Chairmen	11
VPMIA Resolutions	12
2010-2011 Associate Membership Roster	23
Past Presidents	28
Code of Ethics/Mission	28
Acknowledgements	28

## TECHNICAL ARTICLES

Thermal Expansion Control in Water Distribution Systems <i>By Lee Clifton</i>	26
Verifying HVAC System Design <i>By Ron Bladen, Terry Ford, Russ Goyen, and Wes Davis</i>	30

## **Index to Ads**

The Plumbing Doctor	inside cover	Ductmate	21
International Code Council	3	Bryant Group, Inc.	22
Thermoceramics	4	Leonard-Splaine Heating & Coolin	24
W.E. Brown, Inc.	9	Cast Iron Pipe Institute	25
Atomic Plumbing	14	Fitzgerald Art & Design	25
PHCC/PMPV	15	Greeley Pond Technologies	27
Woodbridge Plumbing	16	VPMIA	29
The Joyce Agency	17	Ferguson	33
Harry Eklof & Company	18	Spears Manufacturing	34
Otto Sales	19	Lacy Mechanical	35
Yorkshire Supply	20	ACCA	back cover

# President's Corner



As my term as President of VPMIA comes to a close, I would like to take a minute to reflect on the last year and what the Organization has accomplished.

- We made substantial contributions this past year to ICC events and several scholarships.
- We achieved over an 80% success rate at the code Change hearings.
- We've increased our membership.
- We have provided trade certification training for the Contractors of the Commonwealth.
- We have educated and trained our own in the codes and their updates.
- We have started talking to the other ICC Chapters in the Commonwealth to determine where we can work effectively together.

I'm a results oriented person and as such, these accomplishments mean a lot to me. They show an organization committed and ready to lead the code enforcement community forward into the 21st century. I have been both proud and humbled to be given the opportunity to lead the organization in such an exciting and productive time. The people of this organization are exceptional and capable individuals who are willing and able to come together and work together to create a built environment that is safe and sustainable for the citizens of Virginia and through our code development initiatives, the citizens of the World.

I would like to give a special thanks to the VPMIA Board of Directors that worked with me to provide the Leadership to the organization this year. They kept me on track when I was tempted to over react to situations. I could always count on sound advice when decisions needed to be made. I feel very comfortable leaving office, knowing that VPMIA is in good hands and will be led, successfully into the future.

If I were to be asked what advice I would offer to the Officers to come, it would be to listen to the membership. They're smart, capable and willing to get the job done. If you let it be known something needs to be done, you can count on someone stepping up and doing it! The men and women of this organization are Awesome!

Thank you for the opportunity to serve as President of this great Organization and thank you for all of your support in the last year.

Sincerely,

**Bob Adkins, President  
Virginia Plumbing and Mechanical  
Inspectors Association**

# Program

## VPMIA 48th Annual School of Instruction

April 6—8, 2011

### Wednesday, April 6

Holiday Inn Harrisonburg  
1400 East Market Street  
Harrisonburg, VA 22801  
540-433-2521

7:00 - 8:15 a.m.	<b>REGISTRATION</b>
8:30 - 10:00 a.m.	Backflow Preventers
10:00 - 10:30 a.m.	<b>BREAK</b>
10:30 - 12:00 p.m.	Solar Hot Water
12:00 - 1:00 p.m.	<b>LUNCH</b>
1:00 - 2:30 p.m.	Acid Waste Piping
2:30 - 3:00 p.m.	<b>BREAK</b>
3:00 - 4:30 p.m.	WaterFurnace GeoThermal
5:00 - 6:00 p.m.	<b>PRESIDENT'S WELCOME</b>
6:00 - 7:30 p.m.	<b>BUFFET DINNER</b>

### Thursday, April 7

8:30 - 10:00 a.m.	DHCD 2009 Administrative
10:00 - 10:30 a.m.	<b>BREAK</b>
10:30 - 12:00 p.m.	Navien Tankless Water Heaters
12:00 - 12:15 p.m.	<b>VPMIA GENERAL MEMBERSHIP MEETING - PART 1</b>
12:00 - 1:00 p.m.	<b>LUNCH</b>
1:00 - 2:30 p.m.	CaptiveAire
2:30 - 3:00 p.m.	<b>BREAK</b>
3:00 - 4:30 p.m.	CaptiveAire (Continued)
6:30 - 10:00 p.m.	<b>BANQUET—AWARDS</b>

### Friday, April 8

8:00 - 9:00 a.m.	<b>BREAKFAST BUFFET</b>
9:00 - 12:00 p.m.	<b>GENERAL MEMBERSHIP MEETING - PART 2</b>

#### **ACTIVE**

\* MR. U. EARL ALLEN  
\* MR. E. W. BAUGHAN  
\* MR. FRANK BOSMA  
\* MR. E. R. CARR  
\* MR. EUGENE COBANKS  
MR. M. D. COOPER  
\* MR. GORDON I. DAMERON  
\* MR. JAMES B. JONES, JR.  
\* MR. PARL C. KING  
\* MR. CHARLES E. MANNION  
\* MR. JOHN B. MASON  
MR. CURTIS H. NUNALLY  
\* MR. WILLIAM G. PRIDY

#### **ASSOCIATE**

\* MR. JOSEPH E. BAKER  
\* MR. T. C. BROWN  
\* MR. CHARLES E. WESSMAN

#### **LADIES AUXILIARY**

\* MRS. RUTH BIANCO  
\* MRS. ANN COBANKS  
\* MRS. IRMA DRAKE  
MRS. RUTH JACK  
MRS. MARGARET KING  
MRS. SONIA SCHROECK  
MRS. SHIRLEY WILLIAMS  
\* Indicates Deceased



**VPMIA Charter Members**

# Ladies Auxiliary Program

VPMIA Ladies Auxiliary will gather in Harrisonburg to assist with Registration Wednesday morning and start our own program of activities. Wednesday, April 6<sup>th</sup> there will be a craft project. We will begin around 9:00 a.m. and progress on our project most of that morning. Wednesday afternoon is free for exploring: shopping, antiquing, etc. The President's Welcome is another opportunity to mingle.

On Thursday, April 7<sup>th</sup>, we will meet back in the craft room to complete the painting of our rose project and go over to the Beauty Spa around 10 a.m.

After the Spa, we will meet up for lunch at the Boston Beanery Restaurant & Tavern (located just up the street from the Spa)

for our yearly Ladies Auxiliary Business Meeting, where we will approve last year's minutes, elect our new officers for 2011-2012 and attend to any business brought up.

The Banquet, with installation of officers, is scheduled for Thursday evening.

Don't forget about Friday morning (Sherry has the B-I-N-G-O game and is ready for some serious competition! ) There will be plenty of prizes, snacks, drinks, etc. at the craft/B-I-N-G-O room.

Ladies attending the SOI are welcome to join in the fun. Updates or schedule changes will be posted at the VPMIA Registration Table.

## *2010-2011 Roster as of April 2010*

Sherry D. Rimel (President)  
VPMIA (Paul)  
1159 New Hope Road  
Staunton, VA 24401  
540-248-6627 (H)  
540-332-7086 (W)  
rimelsd@comcast.net

Mary Thuot (Vice President)  
VPMIA (Michael)  
3197 Adam Keeling Road  
Virginia Beach Va 23454  
757-496-0355  
mthuot2686@aol.com

Jane Fitzgerald (Secretary/Treasurer)  
VPMIA (Ron Bladen)  
5716 North 7th Street  
Arlington, VA 22205  
703-527-4210 (H)  
703-527-1238 (W)  
msfitz13@verizon.net

Teresa Hudson  
VPMIA (Charles)  
1010 W. Atlantic St  
South Hill, VA 23970  
(434) 447-7905  
Teresa.Hudson@southside.edu

Tammy Kushner  
VPMIA (Wayne)  
124 Woodward Ct  
Front Royal VA 22630-6836  
wkush32@comcast.net

June Seay  
VPMIA (John)  
280 Coles Rolling Road  
Scottsville, VA 24590  
434-286-3139  
jws5z@virginia.edu  
seayit2@yahoo.com

Ethel Showman  
VPMIA (Geary)  
1221 St. Luke Road  
Woodstock, VA 22664  
540-459-2789  
eshowman@shentel.net

Sandy Tomberlin  
VPMIA (Guy)  
1358 Ebenezer Road  
Bluemont, VA 20135  
540-554-2765 (H)  
703-324-1817 (W)  
sandytomberlin@wildblue.net



# VPMIA *Strategic Plan*

## **GOAL # 1 Enhance and increase communications of VPMIA with the public**

**(Communications)**

### ***Initiative action:***

- Actively promote a positive image of code enforcement's role in the community.
- Advertisements in trade, industry, state DHCD, and community publications.
- Commitment to code development to achieve the superior level of health, safety, and welfare for our citizens.

## **GOAL # 2 Increase and expand education (Training – Communications)**

### ***Initiative action:***

- Encourage increased participation from all interested parties who interact with any and all aspects of code enforcement.
- Increase awareness of the educational benefits of the association.
- Promote credentialing programs provided by the state DHCD.

## **GOAL # 3 Uphold the highest levels of professionalism**

**(Leadership – Professionalism)**

### ***Initiative action:***

- Instill and promote leadership values.
- Always display integrity.
- Adherence to code of ethics.
- Share knowledge at all levels.
- Maintain and promote certifications.
- Respect others.

## **GOAL # 4 Promote relationships with industry and related professional organizations**

**(Cooperation)**

### ***Initiative action:***

- Participate in the code development process.
- Encourage cooperative working relationships with construction-industry professionals.
- Become involved as active or associate

members to other professional organizations such as VBCOA, ICC, VCCCA, IAEL, and PMPV.

- Solicit speakers and provide speakers for these organizations to enhance communication.
- Continue to actively participate in DHCD towards uniform application and development of the model building codes and standards.

## **GOAL # 5 Broaden and expand VPMIA Membership (Membership)**

### ***Initiative action:***

- Develop information package of the organization benefits.
- Provide more member services.
- Develop a more wide spread advertisement program for membership, including associate members.

## **GOAL # 6 Continue leadership and participation in code development process (Leadership – Code Development)**

### ***Initiative action:***

- Enhance and develop strategies for

participation in International Code Council Code developmental process.

- Encourage participation on state and national committees.
- Provide financial support towards member participation in these activities.

## **GOAL # 7 Promote the adoption of the International Code Council family of model codes**

**(Communications – Training)**

### ***Initiative action:***

- Provide analysis and impact of benefits for industry, where necessary.
- Provide training for code enforcement officials and industry.
- Interact with DHCD to provide uniform enforcement of model codes.

## **GOAL # 8 Ensuring financial viability of VPMIA**

### ***Initiative action:***

- Align financial resources to organizational outcomes.
- Achieve goal objectives.
- Operate within budgeted plan.

*Quality Sales & Service  
Since 1924*

*Virginia Registration  
#2701005193A*

**← SERVICE TODAY**  
**W. E. Brown, Inc.**

*Plumbing - Heating - Air Conditioning - Electrical*  
915 Monticello Road • Charlottesville, VA 22902  
**24 Hour Emergency Service**

**Dave Maupin**  
(434) 951-8712  
dave@webrown.com

PH (434) 295-1177  
FAX (434) 979-1394  
1-800-W E Brown

# Awards

## OUTSTANDING SERVICE

### Gordon I. Dameron Active Award

1981-1982	Kenneth R. Synder, Jr.
1982-1983	Jesse R. Hurt
1983-1984	George H. Williams, Jr.
1984-1985	Robert M. Broome
1986-1987	Paul M. Adams
1988-1989	Paul Hostetler & Joseph Hall
1989-1990	Dennis W. McNaughton
1990-1991	Floyd Proffitt
1991-1992	Jeffrey Shawver
1992-1993	Tommy Cantrell
1993-1994	Hassel E. DeShazo
1994-1995	Doug Stover & Jack Rhoden
1995-1996	Robert D. Carroll
1996-1997	Roy N. McFarland, Jr.
1997-1998	Kathleen T. Dye
1998-1999	-----
1999-2000	Michael D. Thuot
2000-2001	Guy Tomberlin
2001-2002	John B. Seay, Jr.
2002-2003	Dennis Martinelli
2003-2004	Geary Showman
2004-2005	James T. Moore
2005-2006	Wayne Kushner
2006-2007	James Anjam
2007-2008	Richard Witt
2008-2009	Paul Rimel
2009-2010	-----

### David L. Carr Associate Award

1981-1982	William E. Foley
1982-1983	John V. Duley
1983-1984	J. C. Nuckols
1984-1985	Lawrence R. Muse
1986-1987	David Maupin
1987-1988	Ronald Bryant
1988-1989	Robert W. Price
1989-1990	Fred Borden, Jr.
1990-1991	Billy E. Leeder
1992-1993	James B. Muncy
1993-1994	John Otto
1994-1995	Danny & Laurie Crigler
1995-1996	James B. Hyler
1996-1997	J. C. Nuckols
1997-1998	James S. Steinle
1998-1999	Thomas C. Roberts
1999-2000	David Johnston
2000-2001	David L. Maupin
2001-2002	Lorrie Norton
2002-2003	Allen Tryall
2003-2004	Jonathan Sargeant
2004-2005	-----
2005-2006	-----
2006-2007	-----
2007-2008	Jay Otto
2008-2009	-----
2009-2010	-----

## LIFETIME MEMBERSHIP

### D. Paul Jack Active Award

1988-1989	Edward J. Baldwin, Jr.
1989-1990	George H. Williams, Jr.
1990-1991	Kenneth R. Snyder, Sr.
1991-1992	Jesse R. Hurt
1992-1993	Douglas Stover
1993-1994	Ernest "Bud" Lester
1994-1995	Paul Hostetler
1995-1996	Paul M. Adams
1996-1997	Michael D. Redifer
1997-1998	Hassel E. DeShazo
1998-1999	Kathleen T. Dye
1999-2000	-----
2000-2001	William F. Hines
2001-2002	Larry Dehaven
2002-2003	Lawrence Nuckols
2003-2004	Roy McFarland, Jr.
2004-2005	Guy Tomberlin
2005-2006	Stephen P. Borders
2006-2007	Charles Gerber
2007-2008	James T. Moore
2008-2009	Geary Showman
2009-2010	Dennis Martinelli

### John A. Otto Associate Award

1988-1989	Cecil F. Hardee, Sr.
1989-1990	J. Richard Maher
1990-1991	David L. Carr
1991-1992	Robert W. Price
1992-1993	-----
1993-1994	Billy E. Leeder
1994-1995	James B. Muncy
1995-1996	Thomas C. Roberts
1996-1997	Tom Kreutzer
1997-1998	James S. Steinle
1998-1999	John Otto
1999-2000	-----
2000-2001	Herbert L. Joyner
2001-2002	Laurie/Danny Crigler
2002-2003	Dave Johnson
2003-2004	-----
2004-2005	-----
2005-2006	-----
2006-2007	David Maupin
2007-2008	-----
2008-2009	-----
2009-2010	-----



# *Exhibitors*

## Meet Our 2011 Tabletop Exhibitors

ARLINGTON COUNTY JOB FAIR  
Shahriar Amiri, CBO

CAST IRON SOIL PIPE INSTITUTE  
Michael Steele

CHARLOTTE PIPE & FOUNDRY COMPANY  
Vic Hines

DUCTMATE  
John Junker & John Sorna

HARRY EKLOF & ASSOCIATES  
Herb Edwards & Kim DeForrest

THE JOYCE AGENCY  
Jonathan Sargeant & Jason Hawk

JAY OTTO ENTERPRISES, INC.  
Jay Otto

THERMAL CERAMICS  
Tom Harlan & David Kies



## BOARD OF DIRECTORS

*President*  
**Robert Adkins**

*Vice President*  
**Bane Compton**

*Secretary*  
**Ron Bladen**

*Treasurer*  
**Paul Rimel**

*Executive Secretary*  
**Geary Showman**

## DIRECTORS

- |            |                  |
|------------|------------------|
| AT LARGE   | Wayne Kushner    |
| DISTRICT 1 | James Anjam      |
| DISTRICT 2 | William Aldridge |
| DISTRICT 3 | Curtis Campbell  |
| DISTRICT 4 | Leon Yoder       |

## COMMITTEE CHAIRMANSHIPS

*Advertising/Yearbook*  
Ron Bladen

*Auditing*  
Geary Showman

*Awards*  
John Seay

*By-laws/Parliamentarian*  
Guy Tomberlin

*Certification/Education/Training*  
Paul Rimel

*Finance*  
Geary Showman

*Legislative*  
Ronald Clements

*Membership/Website*  
Skip Harper

*Nominating*  
Wayne Kushner


*Plumbing, Mechanical & Fuel Gas*  
Richard Grace

*School of Instruction*  
Ron Bladen

*Time and Place*  
Dennis Martinelli

*50<sup>th</sup> Anniversary*  
Dustin McLehane & Skip Harper

# Resolutions



## **Resolution of Respect for William Lloyd Norman**

**Whereas**, Before his death on February 27, 2011, William (Bill) Lloyd Norman was a long time member of the Virginia Plumbing and Mechanical Inspectors Association; and

**Whereas**, Bill Norman was a 1967 graduate of Granby High School in Norfolk, VA who attended Old Dominion University; and

**Whereas**, Mr. Norman was a proud Master Plumber who retired after 24 years from the City of Newport News as a Plumbing Inspector; and

**Whereas**, The Virginia Plumbing and Mechanical Inspectors Association notes with great sadness the passing of William (Bill) Lloyd Norman; now, therefore, be it

**Resolved**, That the Officers, Board of Directors, and the entire membership of the Virginia Plumbing and Mechanical Inspectors Association join the family of William (Bill) Lloyd Norman in celebration of his life and do also offer their most heartfelt sympathy at the loss of this cherished family member; and

**Resolved further**, That the Virginia Plumbing and Mechanical Inspectors Association stands in readiness to assist the family of William (Bill) Lloyd Norman in any manner desired or requested; and

**Resolved further**, That this resolution be respectfully submitted to Mr. Norman's family as a permanent memorial to the memory of William (Bill) Lloyd Norman.

Adopted this Seventh day of April, 2011.

ATTEST: **Bane Compton**  
Bane Compton, Vice President

**Robert Adkins**  
Robert Adkins, President



## Resolution of Respect for Jack Allen Proctor, Sr.

**Whereas**, Before his death on March 10, 2011, Jack Allen Proctor Sr. was widely recognized throughout the Commonwealth as “The Father of Virginia’s Building Code”; and

**Whereas**, Jack Allen Proctor Sr. proudly served his country for twenty-two years in the United States Navy, and then in 1973 began his illustrious career as the *first* Building Code Official of Shenandoah County, Virginia; and

**Whereas**, In 1975, Mr. Proctor was employed as Virginia’s *first* Building Code Supervisor and then through a series of promotions, became Administrator of all Virginia Building and Fire Code Regulations; and

**Whereas**, Jack spent many hours in attendance at meetings and public hearings, advocating for a Uniform Statewide Building Code in an effort to ensure the health, safety and welfare of all those living in, working in and visiting the Commonwealth; and

**Whereas**, In pursuit of this goal, Jack worked tirelessly with Virginia’s legislators, Virginia’s Building and Fire Code Officials, design professionals, builders, and numerous other constituent groups to author, modify, and adopt Virginia’s first Statewide Building Code, thereby resulting in the Commonwealth becoming one of the first states in the nation to adopt a uniform statewide code; and

**Whereas**, Jack Allen Proctor Sr. was the driving force in creation of a statewide code training academy who’s purpose was to educate and certify all Virginia code enforcement personnel, and through which a knowledgeable and nationally respected cadre of code officials evolved, and due to which upon his retirement it was named, The Jack A. Proctor Virginia Building Code Academy; and

**Whereas**, Mr. Proctor was instrumental in Virginia’s adoption of the International Code Council’s family of model codes and was actively involved in the creation of Virginia’s Industrialized Building, Manufactured Home, and Amusement Device Regulations; and

**Whereas**, Jack served as President of the National Academy of Code Administration; President of the National Council of States on Building Codes and Standards; President of the International Academy for Professional Code Administration; Chairman of BOCA’s State Code Administrators Committee; and served on the National Board of Governors for Code Inspector Certification; and

**Whereas**, Mr. Proctor received the Gene Rowland State Achievement Award in 1991; the BOCA Albert H. Baum Award in 1993; and the BOCA Wilbur H. Lind Award in 2002; and

*Continued*

*continued*

**Whereas**, Jack Allen Proctor Sr. is an Honorary Member of the Virginia Plumbing and Mechanical Inspectors Association; and this Association notes with great sadness the passing of our mentor and friend; now, therefore, be it

**Resolved**, That the Officers, Board of Directors, and the entire membership of the Virginia Plumbing and Mechanical Inspectors Association join the family of Jack Allen Proctor Sr. in celebration of his life and do also offer their most heartfelt sympathy at the loss of this cherished family member; and

**Resolved further**, That the Virginia Plumbing and Mechanical Inspectors Association stands in readiness to assist the family of Jack Allen Proctor Sr. in any manner desired or requested; and

**Resolved further**, That this resolution be respectfully submitted to Mr. Proctor's family as a permanent memorial to the memory of Jack Allen Proctor Sr., "The Father of Virginia's Building Code".

Adopted this Seventh day of April, 2011.

*Robert Adkins*  
Robert Adkins, President

ATTEST: *Bane Compton*  
Bane Compton, Vice President

---

**Atomic Plumbing Supports VPMIA**

**ATOMIC**

Call Us For ALL Your Plumbing Needs!  
**PLUMBING & DRAIN CLEANING**  
**757-464-2934**  
Jim Steinle, Owner

**www.atomicplumbing.com**

*"PHCC has helped me tremendously and taught me not to accept lower profit. Our company has made great advancements since we joined PHCC, and it was all because I didn't accept no for an answer."*



## With PHCC, you gain the business-building know-how to be more profitable.

We offer over 250 education and training opportunities, plus 24/7 online resources for you and your employees. Our business management seminars and programs develop the skills and ideas needed to more effectively manage, improve productivity and increase profitability.

The Plumbing-Heating-Cooling Contractors Association is America's premier trade group for the p-h-c professional in service and repair and new construction. Joining PHCC is easy and more essential than ever. Membership starts at the local or state level and includes national membership.

For more information, call **800-533-7694**  
or visit **[www.phccweb.org](http://www.phccweb.org)**.



**PLUMBING HEATING COOLING  
CONTRACTORS ASSOCIATION**

## Without PHCC, You Stand Alone.



Repairs - Remodeling  
Commercial New Construction  
Backflow Installations, Repairs & Certification



2006  
Prince William  
Regional Chamber  
of Commerce  
"Large Business  
of the Year"

Local

**703-494-9666**

Toll-Free

**1-800-FIX-MY-LEAK**  
**(1-800-349-6953)**

*Quality Service Since 1973*

Members of BBB, PHCC and PMPV

2705 Code Way • Woodbridge, VA 22192 • [www.woodbridgeplumbing.com](http://www.woodbridgeplumbing.com)

Willie Johnson, President • Thomas Wood, CEO



# The JOYCE AGENCY

MANUFACTURERS REPRESENTATIVE



## Representing These Premier Manufacturers

PVF

**AMES COMPANY:** Fire system backflow and fluid control

**CHARLOTTE PIPE & FOUNDRY:** Complete system of cast iron, PVC, CPVC, ABS, Flowguard Gold, and Chem Drain acid waste. Pipe and fittings for commercial, industrial, and residential applications

**DORMONT:** Flexible, stainless steel connectors for natural gas, liquified propane (LP) gas, and a wide-array of other liquids and gases

**FEBCO:** Backflow prevention devices for irrigation and water service

**MISSION RUBBER:** Flexible rubber no-hub and heavy weight couplings for hubless cast iron systems

**MUELLER STEAM SPECIALTY:** Strainers, check valves, butterfly valves, and specialties

**OATEY-SCS:** Plumbing chemicals, cements, drains, tubular products and specialties manufactured by Oatey Hercules, Harvey, Cherne and Dearborn

**SAFE-T-COVER:** Aluminum and fiberglass backflow enclosures

**WATTS REGULATOR:** Backflow prevention products, pressure regulating devices, ball and butterfly valves, plus other water system products for commercial, industrial and residential applications

**WATTS PEX:** Pex tubing and accessories for plumbing, cooling, and radiant heating

Fixtures

**AQUATIC:** Fiberglass and acrylic bath ware, including whirlpools and handicap accessible bathing fixtures

**ELKAY:** Stainless steel sinks, faucets, and accessories, plus water coolers and drinking fountains for residential and commercial use

**ETERNAL WATER HEATER:** Water heaters that combine tank and tankless features to create a consistent water heating system

**GRUNDFOS PUMPS:** Circulator, submersible, and centrifugal pumps for commercial, industrial, and residential applications

**HANS GROHE:** Stylish and innovative water delivery for the shower, bath and kitchen

**SLOAN VALVE COMPANY:** Electronic and manual flush valves, sensor faucets, and waterfree urinals

Commercial

**HOLDRITE:** Secondary piping support devices, acoustical abatement products, other engineered solutions

**J.R. SMITH:** Engineered plumbing and drainage products

**RAINWATER MANAGEMENT SOLUTIONS:** Siphonic Roof Drains – Vortex Filters and Accessories

**TRACPIPE:** Corrugated stainless steel gas piping for residential and commercial applications

Contact your Joyce Agency RPG rep or The Fixtures Group for information about luxury residential products by: **Brasstech, Ginger, Steamist** and others.

8442 Alban Road • Springfield, VA 22150 • 703-866-3111 • fax 703-866-2332

Visit us at [www.thejoyceagency.com](http://www.thejoyceagency.com)



“Americanized” products  
 Stratos Circulator push-button  
 set-up  
 Quiet operation  
 Excellent Warranties from date  
 of installation.



Commercial Boilers,  
 Water Heater and Control  
 Systems, Pool and Spa  
 Heaters, and Residential  
 Boilers




CSST - Corrugated  
 Stainless Steel Gas  
 Tubing

More Feet Per Day

Flexibility at every turn

Stepsaver Double-Seal  
 Fitting



Ultra Condensing Efficiency  
 Eco-Friendly Technology

98% Efficient  
 15-Year Warranty



**Please be sure to attend our  
 Navien presentation with Kim DeForrest  
 April 7th at 10:30am - 12:00pm!**



Represented by...

3401 Pennsy Drive • Landover, MD 20785 • 800-556-7556 • 301-772-1700 • Fax 301-772-0319  
 3001 Impala Place • Richmond, VA • 23228 • 804-266-0079 • Fax 804-266-0280

[www.harryeklof.com](http://www.harryeklof.com) E-mail: [info@harryeklof.com](mailto:info@harryeklof.com)

Customer Service is what we do!



We are Manufacturers' Representatives/  
Distributors for some of the finest  
commercial plumbing products in the Industry.

Specializing in assisting the plumbing  
contractor, wholesaler and engineering  
community with specialty items such as  
Green/LEED Building, Rainwater Collection  
and "Buy America" projects.

Proud members and supporters of VPMIA  
for Multiple Generations





**THE POWER OF INDEPENDENCE SINCE 1955**

**Sales:**

**Plumbing**

**HVAC**

**Electrical**

**Lighting**

**Gas Fireplaces & Stoves**

**Pumps**

**Property Management Supplies**

**Installed Services:**

**Shower Doors**

**Door Hardware**

**Bath Hardware**

**Fireplaces**

**Ventilated Shelving**

**8205 Centreville Rd. Manassas, VA**

**Phone 703-368-9226 Fax 703-368-3754**

**[www.yorkshiresupply.com](http://www.yorkshiresupply.com)**

**Qualified Local and Trusted Contractor Referral's powered by**

**Yorkshire Supply Inc.**

**[www.findtherightcontractor.com](http://www.findtherightcontractor.com)**

**NEW**  
from Ductmate Industries!!!

# **GreenSeam+® Snap-Lock Pipe & GreenSeam Fittings®.**

**GREENSEAM+**  
complete pre-sealed snap-lock pipe system®



**A perfectly designed  
and sealed system.**

Say hello to a perfect seal, every time. Say goodbye to install worries. Ductmate's **GreenSeam+®** has a pre-installed zero VOC gasket that once snapped together does not require additional sealant or tape - and meets a SMACNA Class A Seal. Our pipe is factory sealed, so you can be sure that it is always sealed correctly. Ready to connect with the most revolutionary snap-lock pipe to date? For more information visit us at [Ductmate.com](http://Ductmate.com) or call 1-877-866-2808.

Ductmate also introduces its line of sealed **GreenSeam Fittings®** engineered with our patented low leakage hardware and integral zero VOC gasket.

**DUCTMATE®**  
**Green Products**



Where Quality and the Environment Come Together

*Plumbing  
Fire Protection  
Mechanical Systems*

*Working as a team,  
Committed to Quality and our Customers*

Bryant Group, Inc.  
7891-B Beechcraft Avenue  
Gaithersburg, MD 20879

301-670-2700 Fax 301-670-2720

Ronald D. Bryant, President  
Ron.Bryant@bryantgroupinc.net

R. Bruce Colton, Vice President  
Bruce.Colton@bryantgroupinc.net

Serving Delaware/D.C./Maryland/Pennsylvania/Virginia/West Virginia

**2010-2011**

# Associate Member Roster

(Life Members listed in **bold face**)

Ackerman, John  
Ackerman Construction, Inc.  
3251 Happy Hollow Road  
Blacksburg, Va. 24060  
540-320-1536  
540-961-6663 FAX  
happyhollowroad@yahoo.com

Akers, Joseph C.  
A & S Home Repairs Inc.  
85 Applewood Drive  
Christiansburg, Va. 24073  
540-382-4869  
540-382-4869 FAX  
akersplumbing@verizon.net

Barbe, Phillip S., Jr.  
Backflow Technology, LLC.  
PO Box 1575  
Sterling, VA 20167  
703-450-5898  
703-450-4108 FAX  
Backflow07@aol.com

Borden, Fred W.  
Fred W. Borden, Inc.  
4174-A Old Stockyard Rd.  
Marshall, VA 20115  
703-378-8484  
703-378-6359 FAX  
fwbordenplumbing@aol.com

Bryant, Ronald D.  
Master's, Inc.  
7891 Beechcraft Avenue  
Gaithersburg, MD 20879  
301-670-2701  
301-258-7368 FAX  
ron.bryant@bryantgroupinc.net

Buckner, William W.  
Greenbeck Enterprises  
608 Van Fossen Street  
Winchester, VA 22601  
540-662-7638  
540-662-1773 FAX

Burkert, Chris  
Capital Inspections  
P.O. Box 1321  
Centreville, VA 20120  
703-222-8826  
cab2326@aol.com

Colton, Richard B.  
Master, Inc.  
7891 Beechcraft Ave  
Gaithersburg, MD 20879  
301-252-3308  
301-258-7368 FAX  
bruce.colton@bryantgroupinc.net

**Crigler, Laurie & Daniel**  
Life Member  
L & D Associates  
P.O. Box 418  
Aroda, VA 22709  
540-948-6230  
540-948-5617 FAX  
lcc@ldassociatesinc.com

Edwards, Tim  
Regional Engineer  
Advanced Drainage Systems  
13320 Meredith Pointe Way  
Chesterfield, VA 23832  
804-922-2289  
804-739-2866 FAX  
tim.edwards@ads-pipe.com

Estrada, Fernando  
F.E.D. Plumbing  
4106 Ivanhoe Lane  
Alexandria, Va. 22310  
703-989-5942  
703-329-4814 FAX

Fish, Roylee  
Philbrick, Inc.  
4999 Portsmouth Blvd.  
Portsmouth, Va. 23701  
757-488-8367  
757-488-0915 FAX  
roy@philbrick-inc.com

Griffith, Randolph  
President  
Griffith Group, Ltd.  
12155 O'Bannon's Mill Road  
Boston, VA 22713-4160  
540-547-5100  
540-547-3420  
griffithrw@msn.com

Harris, Gregory M.  
Cropp Metcalfe  
150 Baker Street  
Manassas, VA 20111  
703-698-8855  
703-698-4207 FAX  
gharris@croppmetcalfe.com

Hibbs, Evan C.  
Evan C. Hibbs, Inc.  
957 Chautauqua Ave  
Portsmouth, VA 23707  
757-393-7401  
757-393-7403 FAX  
evan@evanhibbs.com

Jinks, Scott  
J & S Plumbing  
P.O. Box 1628  
Manassas, VA 20108  
703-721-5095  
luckyjinks1@aol.com

Jones, Mark T.  
Clear Creek Water Works, LLC  
P.O. Box 6122  
Christiansburg, Va. 24068  
540-381-0768  
mark@clearcreekwaterworks.com

Kelley, George  
GSSN Mechanical Contractors  
102 Lipizzaner Court  
Stevens City, Va. 22655  
540-514-7615  
gssn-corp@hotmail.com

**Kreutzer, Tom**  
Woodbridge Plumbing, Inc.  
2705 Code Way  
Woodbridge, VA 22192  
703-494-9666  
703-494-0739 FAX

Leonard, Gary E.  
Leonard-Splaine Company, Inc.  
13300 Occoquan Road  
Woodbridge, VA 22191  
703-494-2855  
703-494-8305 FAX  
Leonard.gary@hotmail.com

Lindsey Sr., James E.  
Lindsey Brothers, Inc.  
865 Newtown Road  
Virginia Beach, Va. 23462  
757-497-4633  
757-497-0924 FAX

Lindsey, Jessie R.  
Hot Water Services-  
924 Albert Ave.  
Norfolk, Va. 23513  
757-237-8287

Lindsey, Joseph C.  
Joseph C. Lindsey PC  
500 E. Plume Street #301  
Norfolk, Va. 23510  
757-623-6522  
757-623-7020 FAX  
jlindseypc@aol.com

*continued*

**Maher, J. Richard**

Life Member  
307 Cadmus Circle  
Gordonsville, VA 22942  
703-832-5313

**Martin, H.W. Bill**

Tidewater Plumbing, Heating, & AC  
1440 Braden Crescent  
Norfolk, Va. 23502  
757-855-6112  
bm23502@msn.com

**Martin, Michael A.**

Rightway Maintenance, Inc.  
8432 Tidewater Drive  
Norfolk, Va. 23518  
757-737-6155

**Maupin, David**

Life Member  
W.E. Brown, Inc.  
915 Monticello Rd  
Charlottesville, VA 22902  
434-295-1177  
434-979-1394 FAX  
dave@webrown.com

**May, Ricky A.**

Plumbing Specialists, Inc.  
41-B West Main Street  
Salem, Va. 24153  
540-387-2153  
540-387-3595 FAX  
plumberpilot1@aol.com

**McGreal, Michael**

Firedyne Engineering, PC.  
18222 Cork Road  
Tinley Park, IL. 60477  
708-633-8140  
708-633-1569 FAX  
firedyne@comcast.net

**McManus, Vincent James**

Climatemakers Ltd. of Va.  
4803 Bayshire Court  
Virginia Beach, Va. 23462  
757-739-2370  
eddievincent@msn.com

**Moore, Clarence**

Project Inspector  
11936 Old Washington Hiway  
Glen Allen, Va. 23059  
804-368-7813  
moore10813@comcast.net

**Muncy, James B.**

Life Member  
President, MAMS, Inc.  
7711 Mendota Drive  
Richmond, VA 23229  
804-288-5664  
804-282-1620 FAX

Over 50 Years of Trusted Service

**LEONARD-SPLAINE** Heating & Cooling

Quality Equipment ~ Expert Installation ~ Prompt Service

**FEATURING**

- Residential and Commercial Service
- Accredited Technicians
- Radio Dispatched Trucks
- Prompt Fuel Oil Deliveries
- Emergency Service
- Worry-Free Service Plans
- Duct Work
- Service on All Makes

**STATE LICENSED • BONDED - INSURED**

Call Us For Your Heating Oil Needs ... Prompt Delivery. Affordable Rates

**703-494-2855**

Call Us for Fast, Friendly Service & a Free Estimate  
[www.leonardsplaine.com](http://www.leonardsplaine.com)  
Serving The Communities Of Burke, Clifton,  
Fairfax Station, Lorton And Southern Springfield



**O'Brien, J. Vincent**

John Y. Wright Company, Inc.  
6111 Atlantic Ave.  
Virginia Beach, Va. 23451  
757-435-8101  
757-489-4918 FAX  
vincent@johnywright.com

**Otto, Jay**

Jay Otto Enterprises, Inc.  
P.O. Box 6005  
Ashland, Va. 23005  
804-387-3001  
jayotto@ottosales.com

**Payne, Fred Wayne**

Bryant Group, Inc.  
P.O. Box 244  
Flint Hill, Va. 22627  
240-299-3369  
301-670-2720 FAX  
wayne.payne@bryantgroupinc.net

**Philbrick Jr, Kenneth Neil**

Philbrick, Inc.  
4999 Portsmouth Blvd.  
Portsmouth, Va. 23701  
757-488-8367  
757-488-0915 FAX  
neil@philbrick-inc.com

**Rahmani, Bruce**

Falcon HVAC, Inc.  
21625 Ashgrove Court  
Sterling, Va. 20166  
703-450-7777  
703-450-6311 FAX  
brucer@falconhvac.com

**Rao, Jr., Charles T.**

Richmond Marketing, Inc.  
2535 Mechanicsville Turnpike  
Richmond, VA 23223  
804-643-7355  
804-643-7380 FAX  
rmi@ricmrk.com

**Sargeant, Jonathan D.**

8442 Alban Road  
Springfield, VA 22150  
(703) 946-5848  
(571) 830-1535 Fax  
JSargeant@thejoyceagency.com

**Sherman, Donald**

Climate Makers of Va.  
2805 Crusader Circle  
Virginia Beach, Va. 23453  
757-468-5800  
757-468-5805 FAX  
dsherman@cox.net



Simounet, Craig  
President, Capital Mechanical, LLC  
45037 Moran Drive  
Dulles, VA 20166  
703-443-9323  
703-433-9579 FAX  
csimounet@aol.com

**Smith, James S.**  
Lifetime Member  
5900 A Thurston Ave.  
Virginia Beach, Va. 24355  
757-464-2934  
757-464-2934 FAX

Stakes, Don  
Discount Plumbing  
3020 Arizona Avenue  
Norfolk, Va. 23513  
757-497-2115  
757-857-6173 FAX  
don@discountplumbinginc.com

Strong, Brian A.  
Strong's Inc.  
918 Clifford Street  
Pearisburg, Va. 24134  
540-921-2545  
540-921-5116 FAX  
stronginc@verizon.net

Sovern, Robert J.  
Atlantic Constructors, Inc.  
1401 Battery Brooke Parkway  
Richmond, VA 23237  
804-222-3400

804-233-5970 FAX  
robertsovern@atlanticconstructors.com

**Steinle, Jim**  
Life Member  
Owner  
Atomic Plumbing  
1377 London Bridge Road  
Virginia Beach, VA 23453  
757-464-2934  
757-363-8403 FAX  
Jim@atomicplumbing.com

Thuot, Michael  
St.Claire Consulting Inc  
3197 Adam Keeling Road.  
Virginia Beach, Va. 23454  
757-496-0355  
757-496-2594 FAX  
mt@sccicode.com

Vojvodich, Dennis  
Monument Inspection Services  
3900 Westerre Pkwy Suite 300  
Richmond, Va. 23233  
804-727-0050  
804-727-0051 FAX  
dennis@monumentinspections.com

West, Charles H.  
Wells 7 West, Inc  
P.O. Box 129  
Murphy, NC 28906  
828-837-2437  
828-837-3152 FAX  
cwest@wellswest.com

Ali Wines  
Executive Director  
Plumbing & Mechanical  
Professionals of Virginia  
P.O. Box 6  
Centreville, VA 20122  
800-947-7450  
800-947-7415 FAX  
info@pmpv.org

Wood, Tommy  
CEO  
Woodbridge Plumbing, Inc  
2705 Code Way  
Woodbridge, VA 22192  
703-494-9666  
703-494-0739 FAX  
twood@woodbridgeplumbing.com

Zoby, Jr. Andrew T.  
A.T. Zobi Mechanical  
3348 Azalea Garden Road  
Norfolk, Va. 23513  
757-857-3700  
757-857-3800 FAX



THE MARK OF  
QUALITY AND  
PERMANENCE


## CAST IRON SOIL PIPE INSTITUTE

6309 Sea Haven Drive  
Hixson, TN 37343

**Michael E. Steele, LEED®AP**  
Director of Technical Services

**OFFICE:** (404) 622-0073 **FAX:** (678) 973-2845  
**WEB:** www.cisp.org **EM:** msteele@cisi.org  
**CELL:** (423) 400-0784

FITZGERALD  
ART & DESIGN LLC



Jane E. Fitzgerald  
www.fitzart-d.com

703.527.1238

# Thermal Expansion Control in Water Distribution Systems

The 2009 International Plumbing Code (IPC) Section 607.3 addresses thermal expansion control in water distribution systems.

by Lee Clifton

Let's take a closer look at thermal expansion control. A "closed" water distribution system equipped with a storage-type water heater or a hot water storage tank must be provided with a means of controlling thermal expansion. A "closed" system is created where a backflow preventer or a check valve is installed anywhere in the water supply piping up to the connection to the water heater. The presence of a water pressure reducing valve in the water supply piping also requires provisions for thermal expansion control.

To understand how to control thermal expansion we must understand what thermal expansion is. Conductive materials, such as water, expand when heated. When water is heated in a confined space (the water heater and the distribution system with all outlets closed), the expanding water causes the pressure to increase within the confined space. This is referred to as thermal expansion.

Why the need to control thermal expansion? If thermal expansion is not controlled, the pressure in the confined space can become greater than the working pressure of the components of the system, resulting in plumbing system component damage. For example, most faucets are not designed to properly operate at pressures above 80 psi and not designed to withstand pressures exceeding 125 psi. The welds on hot water tanks can also experience stress fatigue which will eventually cause the welds to fail causing the tank to leak. If thermal expansion is not controlled, the pressure in the water distribution system can exceed 150 psi causing the Temperature and Pressure (T&P) Relief Valve on the water heater to discharge water to keep the pressure from exceeding 150 psi. Constant operation of the T&P valve can lead to a leaky valve producing corrosion which might cause it to not relieve pressure as designed. Clearly a non-functioning relief valve on a hot water tank can lead to an explosion of the tank.

Why are we seeing more examples of thermal expansion in our water systems? One reason is water companies are required to protect the public water system against backflow or back siphonage of water from buildings supplied with potable water. At a minimum, water companies are required by the Federal Clean Water Act to install double-check-valve back flow protection on water service lines to every building. Where water services to buildings were established

many years ago, they may not currently have any backflow protection. However, most water utilities will eventually change the water meter (as they become inaccurate with age) and at that time, backflow protection will be installed with the new water meter.

The installation of a pressure reducing valve also will require control of thermal expansion. The purpose for installing a water pressure reducing valve is to protect a water distribution system from public water main pressures greater than 80 psi. Even if a water pressure reducing valve has an internal bypass to allow thermally expanded water to move into the public water main, this movement of water will not occur until the pressure in the water distribution system is greater than the pressure in the public water main. For example, if the public water main pressure is 120 psi, the pressure in the water distribution system will rise to 120 psi.

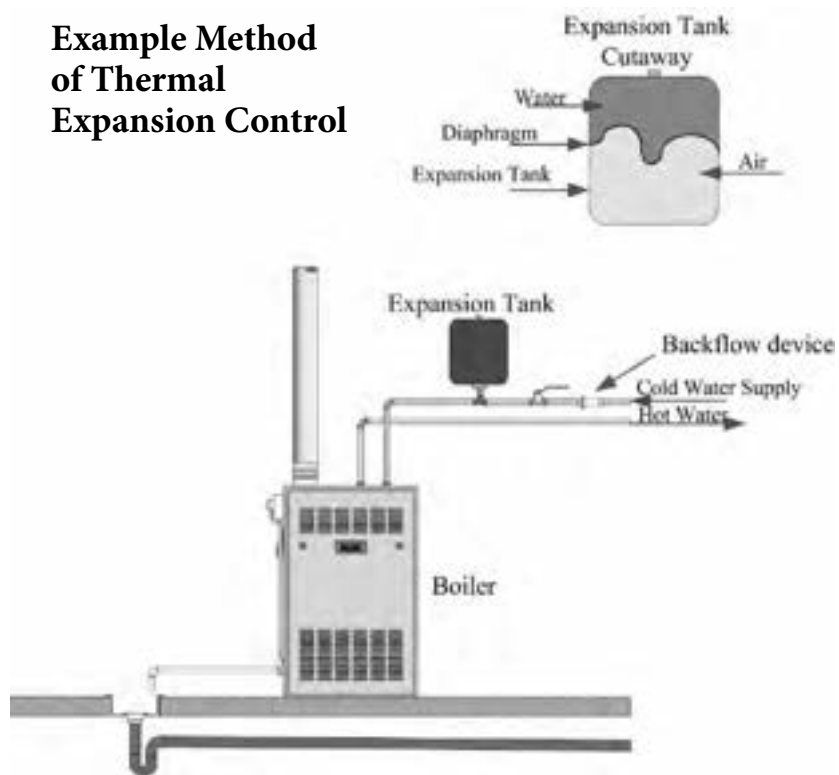
to relieve at a pressure slightly higher than the normal system operating pressure.

- A thermal expansion tank.

An example of a pressure relief valve for controlling thermal expansion is a special water closet flush tank fill valve that relieves a small amount of water into the tank over flow to keep pressure from raising the system. Other type of pressure relief valves are listed for use to control thermal expansion and available to be used as long as the discharge is routed to a safe place of disposal.

The common way to control thermal expansion is to install a small tank with an air chamber that is separated by a rubber bladder from the water distribution system. When the pressure rises in the closed system to higher than the air charge on the tank, the volume of the air is reduced, which allows

## Example Method of Thermal Expansion Control



So how does the code allow us to control thermal expansion? The following devices can be used to control thermal expansion:

- A pressure relief valve (not the T&P valve) rated for intermittent use and set

the water distribution system pressure to remain constant when water is being heated.

So how do we determine the size of a thermal expansion tank? The precise sizing of a thermal expansion tank for a water dis-

**Figure 3**

SUPPLY PRESSURE (psig)	WATER HEATER (Gallons)						
	20	30	40	50	80	100	120
40							
50							
55							
60							
70							
80							
90							
100							
110							
120							

Tank A  
 Tank B  
 Tank C  
 Multiple tanks required

Note: Expansion based on 50°F Temperature rise.

Tank size A → 2.1 gallon tank (1.26 gallon acceptance volume)

Tank size B → 4.5 gallon tank (2.8 gallon acceptance volume)

Tank size C → Not available → Consult factory

tribution system with a water heater depends on the lowest incoming water temperature, the final temperature of the hot water, the size of the water heater tank and the pressure of the initial tank air charge. Most manufacturers of thermal expansion tanks provide sizing programs or tables.

**Figure 3** is one manufacturer's table (Courtesy of Watts Industries).

To select the correct expansion tank, using the selection guides in this product guide, choose the supply pressure (for pressures between those shown, use next highest supply pressure), read across the chart to the correct tank as indicated by the water heater capacity. For capacities between those shown, use next highest capacity. To accommodate the thermal expansion re-

quired for higher temperature and/or higher pressure systems, multiple tanks may be used. Where it is determined that multiple tanks are required, the expansion tank manufacturer can assist with sizing.

A critical part of installing a thermal expansion tank is to adjust the initial air charge in the tank to the normal water distribution system pressure. For example, if the system pressure is 60 psi, adjust the tank pressure before connecting to the system to 60 psi. Never apply more than 80 psig to precharge the tank.

Locate the expansion tank on the cold water line downstream of the water heater shut off valve.

**NOTE:** Adequate support for the tank will need to be provided as it become heavier when filled with water.

☆☆☆

Lee Clifton is the Director of Plumbing Programs for the International Code Council, Plumbing & Mechanical Activities. Prior to joining the Code Council, Lee was with the City of Los Angeles for 21 years. As the Principal Inspector with the City of Los Angeles this included planning, organizing and coordinating the training programs for inspectors and clerical staff. Lee has served on the Board of Directors for the Southern California Health and Housing Council and participated on the Strategic Planning Committee to end lead poisoning in Los Angeles County. In prior years he also served as a Senior Plumbing Training Officer for the Department of Building and Safety. Lee has taught the model plumbing code for the Plumbing, Heating, Cooling, Contractor Association of the Greater Los Angeles Area and the North Orange County Regional Occupation Program. His career began as a second generation plumber, working for his father at Clifton Plumbing Inc. in Tampa, Florida and then entering the United States Coast Guard. Lee completed his plumbing apprenticeship training in southern California.

Lee holds an L.A. City Journeyman Plumber's license; numerous certificates for training and medical gas inspection and an ICC Certified Plumbing & Mechanical Inspector. He is a member of the American Society of Sanitary Engineers, the American Society of Plumbing Engineers and a member of the American Backflow Prevention Association. In the past Lee has participated on numerous industry committees and has authored many technical books and publication. The latest is the 2012 Significant Changes to the International Plumbing Code which will be out this spring.



**GREELEY POND TECHNOLOGIES, INC.**

Reston, VA 20190  
www.greeleypond.com

# VPMIA *Missions*

## VPMIA Foundation's Vision Statement

VPMIA members are committed to providing code development leadership and continuous training that results in uniform application of the codes. We look for opportunities to partner with all who are impacted and strive to develop and deliver codes and standards that result in health, safety, and welfare protection for the public.

## VPMIA Mission

VPMIA is an association of code professionals dedicated to promotion of uniform enforcement and development of the codes throughout the Commonwealth to assure the health, safety, and welfare of its citizens and any one who may live, work, or visit the state of Virginia. The pursuit of this endeavor is achieved through close, open, and equal working relationships with design professionals, builders, contractors, material manufacturer's and others involved in the construction industry. VPMIA supports the ICC, its goals and mission.

## VPMIA Strategic Plan Mission

VPMIA's strategic plan is to advance our mission through training in order to promote better understanding of the benefits and efficiency of using model codes. The association promotes teamwork, while embracing fairness and respect to all involved parties, always maintaining open communications in every aspect to those who participate in the process.

# VPMIA *Past Presidents*

CHARLES E. MANNION	1963*	EDWARD J. BALDWIN, JR.	1979	MICHAEL D. REDIFER	1995/1996
PAUL C. KING	1964*	HENRY A. RODÉS	1980*	KATHLEEN T. DYE	1997
GORDON I. DAMERON	1965*	RUDOLF SCHROECK	1981	HASSEL DeSHAZO	1998
D. PAUL JACK	1966*	JESSE R. HURT	1982	ROY N. McFARLAND, JR.	1999/2000
FRANK B. BOSMA	1967*	CHARLES DEDIAN	1983	CLEATIS DYE, JR.	2001
U. EARL ALLEN	1968*	KENNETH R. SNYDER, SR.	1984	CHARLES GERBER	2002
HARRY CONTE	1969	LAWRENCE J. NUCKOLS	1985	GUY TOMBERLIN	2003/2004
JAMES B. JONES	1970*	JOHN W. THURSTON	1986*	GEARY SHOWMAN	2004/2005
L. W. FURMAN	1971	WILLIAM F. HINES	1987	MICHAEL THUOT	2005/2006
GEORGE H. WILLIAMS	1972*	LESLIE A. COURTNEY	1988	JOHN SEAY	2006/2007
W. T. DRAKE	1973*	JIMMY A. ENGLISH	1989	DENNIS MARTINELLI	2007/2008
BENJAMIN BIANCO	1974	DOUGLAS L. STOVER	1990	JOHN MILLS	2008/2009
J. L. SHIFFLETT	1975	ROBERT M. BROOME	1991	R. WAYNE KUSHNER	2009/2010
HOMER O. DENNIS	1976	PAUL D. HOSTETLER	1992		
JULIAN E. MEREDITH	1977*	DENNIS W. McNAUGHTON	1993		
EDWARD T. PARSONS	1978*	JOHN S. TRENARY	1994		

*\*Denotes deceased*

—From Ron Bladen, Chairman, VPMIA Advertising/Yearbook Committee—

***“Thank You,” to those whose efforts have made this VPMIA Yearbook possible:***

Robert Adkins, President

Don Bladen, Doyle Printing & Offset

John Seay, Awards Chairman

Jane Fitzgerald, Fitzgerald Art & Design LLC

Leon Yoder, District IV Director

Our Advertisers, (individually listed on p. 5)

*with special thanks to contributors, Lee Clifton, ICC, and Wes Davis, ACCA*

# VPMIA has tools you can use!

- **www.vpmia.org** — your resource for trade news, information on upcoming events, membership and registration forms, archives, and current membership data
- **Schools of Instruction** — DHCD-approved classes, trade-based lectures on current hot topics, opportunities to network with other code officials and industry representatives
- **Membership benefits** — reduced-cost education, international plumbing and mechanical code participation, a stronger voice in government, and being part of a respected, Virginia organization with a commitment to excellence
- **Leadership opportunities** — become a certified instructor; serve on a Committee, or as an Officer or Board member

Get your tools now. You can download the membership application from [www.vpmia.org](http://www.vpmia.org).

**Connect with VPMIA today.**



# Verifying HVAC System Design

By Ron Bladen, Terry Ford, Russ Goyen, and Wes Davis

## Editor's note:

During the timeframe this article was originally created, Fairfax County was using a different Residential HVAC Certification Form. However, the County will be switching to the ACCA format in the very near future. At least two other counties in Virginia are currently requiring ACCA's Form.

Several companies have approved computer programs based on the ACCA Manual J. One of these companies, Elite Software, recently incorporated this form into their program, so that once the user has completed the load calculations, they merely click an icon, all the pertinent data is processed and printed out on the new form. Other companies are expected to follow Elite's lead.

HVAC system design requirements are required by the International Code Council (ICC). Code officials have expressed concerns about possessing sufficient knowledge, expertise, or understanding to enforce this residential code requirement. To provide perspective, some code officials who are already enforcing an HVAC system design requirement agreed to share some lessons-learned from their experiences. These men serve in jurisdictions that are completely different demographically and geographically. But their experiences with residential HVAC system design review are remarkably similar.

The image shows a detailed HVAC design review form from ACCA. The form is titled "Residential Plans Examiner Review Form for HVAC System Design (Loads, Equipment, Ducts)" and includes a header for "County, Town, Municipality, Jurisdiction". It is dated "Form RPER 1 15 Mar 09".

**Header Information:** Contractor, Mechanical License #, Building Plan #, Home Address (Street or Lot#, Block, Subdivision).

**REQUIRED ATTACHMENTS:** Manual J Form (and supporting worksheets) or MJAE Form\* (and supporting worksheets), CFM performance data (heating, cooling, blower), Manual J Friction Rate Worksheet, Duct distribution system statics.

**ATTACHED:** Yes/No checkboxes for Manual J Form, MJAE Form, CFM performance data, Manual J Friction Rate Worksheet, and Duct distribution system statics.

**HVAC LOAD CALCULATION (IRC M1401.3):**

- Design Conditions:**
  - Winter Design Conditions:** Outdoor temperature (°F), Indoor temperature (°F), Total heat loss (BTU).
  - Summer Design Conditions:** Outdoor temperature (°F), Indoor temperature (°F), Coils difference (Δ Gr @) (% Rh), Sensible heat gain (BTU), Latent heat gain (BTU), Total heat gain (BTU).
- Building Construction Information:** Orientation (Front door faced), Number of bedrooms, Conditioned floor area (Sq Ft), Number of occupants.
- Windows:** Eave overhang depth (Ft), Internal shade (blinds, drapes, etc.), Number of skylights.

**HVAC EQUIPMENT SELECTION (IRC M1401.3):**

- Heating Equipment Data:** Equipment type (Furnace, heat pump, boiler, etc.), Model, Heating output capacity (BTU), Auxiliary heat output capacity (BTU).
- Cooling Equipment Data:** Equipment type (Air Conditioner, heat pump, etc.), Model, Latent cooling capacity (BTU), Sensible cooling capacity (BTU), Total cooling capacity (BTU).
- Blower Data:** Heating CFM (CFM), Cooling CFM (CFM), Static pressure (IWC).

**HVAC DUCT DISTRIBUTION SYSTEM DESIGN (IRC M1601.1):**

- Design airflow (CFM), External Static Pressure (ESP) (IWC), Component Pressure Losses (CPL) (IWC), Available Static Pressure (ASP) (IWC).
- Longest supply duct (Ft), Longest return duct (Ft), Total Effective Length (TEL) (Ft), Friction Rate (IWC).
- Duct Materials Used (Specify): Trunk Duct (Duct board, Flex, Sheet metal, Lined sheet metal, Other (specify)), Branch Duct (Duct board, Flex, Sheet metal, Lined sheet metal, Other (specify)).

**Contractor's Printed Name:** \_\_\_\_\_  
**Contractor's Signature:** \_\_\_\_\_  
**Date:** \_\_\_\_\_

**Reserved for County, Town, Municipality, or Authority having jurisdiction use.**

\*Home qualifies for MJAE Form based on Abridged Edition Checklist.

QUESTION:

### **What would you recommend to those beginning an HVAC system design review?**

**Terry Ford:** Go slow. Code Officials must understand that there are some old bad habits that need to be changed. Contractors and sub-contractors generally want to do the right thing. However, these energy efficient requirements may be new to some.

**Russ Goyen:** Code officials should be prepared, and not go into this “piece-meal”. For example, ensure someone qualified reviews the designs; simply requiring contractors to hand in a form is detrimental. You won’t be able to tell the good designs from deficient designs. Additionally, you will cause justifiable irritation and resentment by the HVAC contractors who know you are simply creating paperwork. I recommend that approved designs be on the jobsite when contractor calls for inspection. I would also suggest that inspectors ensure the design was followed, and to know when there is room for certain deviations that are bound to arise in the field.

**Ron Bladen:** Ensure that the staff responsible for reviews and inspections are trained accordingly. Reviewers must become more knowledgeable about the technical aspects of the Manual J, D, and S; inspectors must know the applicable Codes. Both aspects, review and inspection, must be consistent and uniformly enforced. Current Codes must be enforced by the Code Officials and adhered to by the HVAC GC’s.

It’s a two-way street. I have been an inspector and a reviewer. As an inspector, I would say that many GC’s did not know what Codes were currently in effect. Also, many GC’s, whether they were familiar with the Codes or not, were frustrated because depending which jurisdiction they were in, the Codes were interpreted and therefore, enforced differently. Knowledge of the current Codes is the responsibility of the GC; different in-

terpretations of the Code by adjoining jurisdictions needs to be worked out and eliminated. The GC and the Code Official should work together and correct any deficiencies in this process. There needs to be an open dialogue between the two entities; you would be surprised how much we could learn from one another. We owe it to our customers.

QUESTION:

### **So, enforcing this part of the code requires some planning?**

**Russ Goyen:** The standardized review form that ACCA created would be an entry level evaluation that would be very effective. I think its value is as much for contractor/designer education as for plan reviewer education.

There will be a learning process for all, no doubt. The standardized form will set new guys on the right track and help them ask the right questions as they delve into the details of loads, equipment and duct design. They MUST familiarize themselves with the ACCA manuals. Your form sends them to the appropriate sections. Very important.

In our experience here in Idaho Falls, and in my involvement with other jurisdictions across the state as they have been developing a strategy for enforcement, I see it as a process. And that process has certain educational plateaus that must be reached, more or less in order, and the training should correspond.

The Authority Having Jurisdiction must first make a decision as to when the requirement for HVAC designs will be implemented, say, 6 months to a year ahead. This is the time to present a seminar for both contractors and code people. The presentation should explain the need and the benefits in a way that gets everyone on board, and makes it clear to contractors what the AHJ will expect.

For code people, especially those who will actually be doing the reviews, the next training would show them what a design should look like (the ACCA standardized form will greatly

facilitate this), and how to identify and comment on any mistakes or questionable items in the design. They need to learn which mistakes are minor enough to be overlooked, and which need to be corrected. They need to familiarize themselves with J, S and D, and learn to make references to such in their review comments.

The training sessions should be far enough in advance of the start date for enforcement to give everyone a chance to attend, but not so far ahead that people forget it by the time the program starts.

**Terry Ford:** As building departments we are tasked to ensure the various adopted codes are met and to check designs. The HVAC field is extensive, and the learning curve is steep. Without training, the average building person can not even begin to understand the critical details. A thought on training, it seems webinars are a great choice in this time of tight funds as it permits training of even remote departments, it allows more than one to attend, it is relatively inexpensive, and it has a method of feedback from the attendees.

I like the ACCA form because it details the results of various software or manual calculations in one place and in an organized fashion. I feel if the form is properly filled out and verified by our plan checker that we can rest assured that the designed system is satisfactory. Then if the inspector is sent to the field with a new look for detail we will have a satisfactory installation.

The ACCA Code Committee released a form to simplify and speed the review of an HVAC system design (IECC 403.6, and IRC M1403.1, 601.1) at [www.acca.org/files/?id=361](http://www.acca.org/files/?id=361). The form, which evaluates objective elements of an HVAC systems design, is accompanied by instructions and examples ([www.acca.org/files/?id=358](http://www.acca.org/files/?id=358)) ([www.acca.org/files/?id=359](http://www.acca.org/files/?id=359)) ([www.acca.org/files/?id=360](http://www.acca.org/files/?id=360)).

(Continued from the previous page)

As I mentioned earlier, move slowly. The approach we took was to implement the Voluntary Energy Savings Program in our Town. This got the builder to thinking energy and we gradually educated them through this process. I ran monthly workshops on subjects including how to deal with that mysterious HVAC system and the importance of moving from the 'thumb-rules'.

QUESTION:

**Did you meet resistance, how did you cope with it?**

**Terry Ford:** We created a form based on the one generated by ACCA ([www.acca.org/codes/reviewform](http://www.acca.org/codes/reviewform)). It has a place for objective information, and it's part of our permit submittal process. The HVAC sub-contractors also see that this really levels the playing field and improves their service to their customers.

**Russ Goyen:** We had some very steep initial resistance from HVAC contractors, a few of whom are simply against any change. We also faced a steep internal learning curve. Understanding the design process and interpreting designs can take some time. We were able to get some training from ACCA, but in the end, we simply understood the impact on the community and persevered.

**Ron Bladen:** Reaction from Contractors has been a mixed bag. Some un-

derstood and are okay with the program, some were not. Some actually did not understand that different duct materials (galvanized, flex) had different air flow capacities. I had some say to me "I've been doing this for \_\_\_\_ (fill in the blank) years and I've never heard of such a thing." Some applicants knew what they were supposed to do, but a surprising number did not.

QUESTION:

**What is one of your favorite success stories?**

**Terry Ford:** One of the biggest problems this resolved was the rampant over sizing of equipment. One instance was when an HVAC designer proposed a 4.0 ton unit for a small cabin. After performing the necessary calculations, he discovered the cabin only needed a 1 1/2 ton unit. The larger unit would have been very expensive to install, the utility bills would have been excessive, and the owner's would have been less comfortable. Conversely, we had another designer submit a Manual J with the wrong design temperatures. He used high temperature desert conditions for a home that was in the mountains. The heating system would have been grossly undersized if we had not reviewed the HVAC system design.

**Russ Goyen:** In the beginning, some local HVAC contractors joined together to scuttle the requirement for HVAC designs. The group was led by a large-volume residential HVAC contractor with operations state-wide. However, he did a complete turnaround after seeing the value to his operation. He now says that he does

the designs regardless of whether or not the local jurisdiction requires it. He has also volunteered to travel, at his own expense, to these other jurisdictions to address groups of contractors encouraging them to participate in a design requirement program.

**Ron Bladen:** I was contacted by a person that did Manual J's for a number of HVAC sub-contractors in our jurisdiction. This person could not understand why their HVAC Heat Loss/Gain Certifications would not pass my review. We talked at length about all the correct equipment to satisfy the Manual J heat losses and gains. And how all that information needed to be transferred to the certification form. The "light bulb" went on and he was more than willing to comply. He also brought to my attention that no other jurisdiction was requiring this type of information. That is not a good situation and hopefully that will change in the near term.

ooo

In closing, the code officials emphasized that as "First Enforcers" the focus is to simply ensure that the HVAC system design follows the procedures. Code officials should focus on verifying the design process, and avoid attempting to design an HVAC system for the contractor. It is hoped that for those who seek to enforce this part of the residential code, this residential plan review process is simple, effective, and easy to implement.

The contributors: Ron Bladen is a Code Specialist for Fairfax County, VA; Terry Ford is Chief Building Official for the Town of Dewey-Humboldt, AZ; and Russ Goyen is the Chief Plumbing and Mechanical Inspector for the city of Idaho Falls, Idaho.

This form is intended to consolidate information that will be quick and easy to review, but will offer an objective indication of whether the HVAC System design process was followed. Some code officials, involved in the development of the form, are already enforcing an HVAC system design requirement. They volunteered to take a few minutes to share their insights, experiences, and recommendations for implementation of HVAC system design review.

**VPMIA  
Summer School  
of Instruction**

**July 29, 2011**

**Visit [www.vpmia.org](http://www.vpmia.org)  
for details.**





THE ORIGINAL  
**NAVIEN**



**FERGUSON®**

**COUNT ON US**

1,350 locations. All 50 states. 300 showrooms. 17,000 associates.

**58 years in business.**

At Ferguson, it's true that our inventory is huge. And our one-stop shopping for building products is the height of convenience. But there is one thing we supply that building professionals have come to rely on again and again for over 58 years – our people. Our associates make certain you can count on Ferguson – where friendly service, expertise, and a willingness to go the extra mile are never in short supply.



**PLUMBING.  
FIXTURES.  
APPLIANCES.  
LIGHTING.**



Please visit us at one of our 69 locations throughout Virginia.  
Visit our website for the location nearest to you.

[FERGUSON.COM](http://FERGUSON.COM)

***Nobody expects more from us than we do®***

© 2011 Ferguson Enterprises, Inc. All rights reserved.

# Sustainable Solutions for Total Piping System Needs

**NSF** *Certified Clean, Safe & Reliable!*

- ✓ **LOWER ENERGY COSTS THAN ALTERNATIVES**
- ✓ **NO WASTE PROCESS - ALL SCRAP REUSED**
- ✓ **CLEAN, ENERGY EFFICIENT MANUFACTURING**
- ✓ **LONGER LIFE THAN COPPER, STEEL OR CAST IRON**
- ✓ **SAVES FUEL - LIGHT WEIGHT**
- ✓ **CONSERVES ENERGY - THERMALLY EFFICIENT**
- ✓ **PROTECTS HEALTH**
- ✓ **ECONOMICAL**
- ✓ **EASILY RECYCLED**



**PVC & CPVC Piping Products**

**Think Green, Think Spears®!**

**Spears® Manufacturing Company**

15853 Olden Street • Sylmar, CA 91342 • 818-364-1611

*Over 80 Years of Quality Service*



*Plumbing  
Radiant Heating  
Heating  
Dehumidification Systems  
Air Conditioning  
Hydronic Piping  
Welding  
Medical Gas  
Back Flow Certification*

# *Lacy Mechanical, Inc.*

*Commercial*



*Industrial*



*Schools*



*Hospitals*




1809 Broadway Street  
Charlottesville, VA 22902  
434-296-7542  
434-293-9073 Fax  
[www.lalacy.com](http://www.lalacy.com)

# YOUR HVAC RESOURCE CENTER

## Residential Plans Examiner's HVAC Review Form

This form was developed to support an AHJ that desires to enforce the required HVAC system design process (see IRC 2009 M1401.3 and M1601.1). The form requests key information that allows you to provide a quick and simple evaluation of just a few objective HVAC system design aspects. To download a **free** copy, visit [www.acca.org/industry/codes](http://www.acca.org/industry/codes). The form can be modified and customized with your logos, phone numbers, addresses, or other information for internal department use.

You can purchase these essential code reference materials (*ACCA Manual J, S, & D*) for your library at [www.acca.org/store](http://www.acca.org/store). Also look at *Bob's House*, written for code officials, this is the illustrated guide through the residential HVAC design process.



FOR SUPPORT AND OTHER  
BENEFITS OF ACCA MEMBERSHIP,  
VISIT [WWW.ACCA.ORG](http://WWW.ACCA.ORG)